

GenScript Rare Codon Analysis Report

If your sequence was not optimized for protein expression in the host you selected, please request a free [quote](#) for gene synthesis with codon optimization that designed by GenScript's patented [OptimumGene™](#) algorithm now. Or you can use online [GenSmart Codon Optimization](#) tool geared up with [newly developed algorithm](#) to optimize by yourself.

Basic Information	
Host Organism	Yeast
Origin Organism	
CDS length	1377

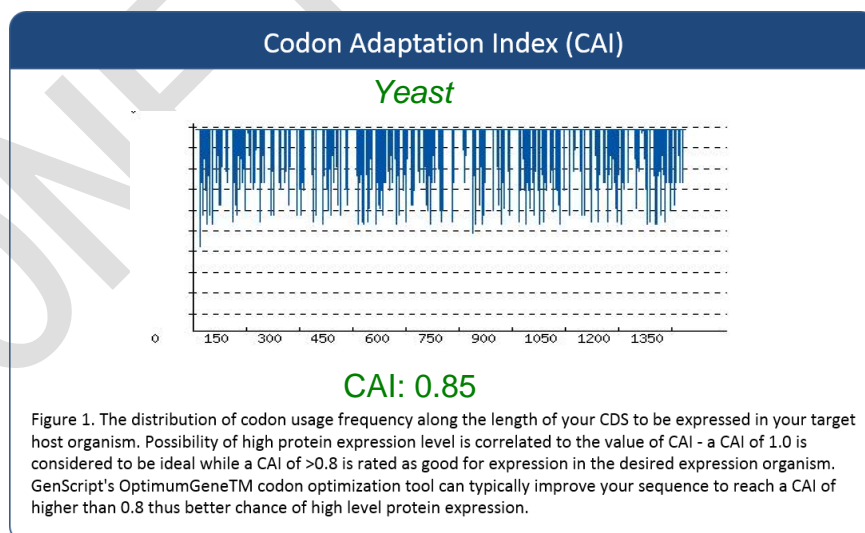
Sequence:

```
ATGGGTAAAGAGAAGTCTCACATTAACGTTGTCGTTATCGGTCATGTCGATTCTGGTAAGTCTACCACTACCGGTCATTT
GATTTACAAGTGTGGTGGTATTGACAAGAGAACCATCGAAAAGTTCGAAAAGGAAGCCGCTGAATTAGGTAAGGGTTCTT
TCAAGTACGCTTGGGTTTTGGACAAGTTAAAGGCTGAAAGAGAAAGAGGTATCACTATCGATATTGCTTTGTGGAAGTTC
GAAACTCCAAAGTACCAAGTTACCGTTATTGATGCTCCAGGTCACAGAGATTTTCATCAAGAACATGATTACTGGTACTTC
TCAAGCTGACTGTGCTATCTTGATTATTGCTGGTGGTGTGCGGTGAATTCTGAAGCCGGTATCTCTAAGGATGGTCAAACCA
GAGAACACGCTTTGTTGGCTTTTACCTTGGGTGTTAGACAATTGATTGTTGCTGTCAACAAGATGGACTCCGTCAAATGG
GACGAATCCAGATTCCAAGAAATTGTCAAGGAAACCTCCAACTTTATCAAGAAGGTTGGTTACAACCCAAAGACTGTTCC
ATTCGTCCCAATCTCTGGTTGGAACGGTGACAACATGATTGAAGCTACCACCAACGCTCCATGGTACAAGGGTTGGGAAA
AGGAAACCAAGGCCGGTGTGCTCAAGGGTAAGACTTTTGGTTGGAAGCCATTGACGCCATTGAACAACCATCTAGACCAACT
GACAAGCCATTGAGATTGCCATTGCAAGATGTTTACAAGATTGGTGGTATTGGTACTGTGCCAGTCGGTAGAGTTGAAAC
CGGTGTCATCAAGCCAGGTATGGTTGTTACTTTTGGCCCAGCTGGTGTACCCTGAAGTCAAGTCCGTTGAAATGCATC
ACGAACAATTGGAACAAGGTGTTCCAGGTGACAACGTTGGTTTCAACGTCAAGAACGTTTCCGTTAAGGAAATCAGAAGA
GGTAACGTCTGTGGTGACGCTAAGAACGATCCACCAAAGGGTTGCGCTTCTTTCAACGCTACCGTCATTGTTTTGAACCA
TCCAGGTCAAATCTCTGCTGGTTACTCTCCAGTTTTGGATTGTCACTGCTCACATTGCTTGTAGATTTCGACGAATTGT
TGAAAAGAACGACAGAAGATCTGGTAAGAAGTTGGAAGACCATCCAAAGTTCTTGAAGTCCGGTGACGCTGCTTTGGTC
AAGTTCGTTCCATCTAAGCCAATGTGTGTTGAAGCTTTTCAGTGAATACCCACCATTAGGTAGATTTCGCTGTCAGAGACAT
GAGACAACTGTGCTGTGCGGTGTTATCAAGTCTGTTGACAAGACTGAAAAGGCCGCTAAGGTTACCAAGGCTGCTCAA
AGGCTGCTAAGAAATAA
```

Protein Sequence:

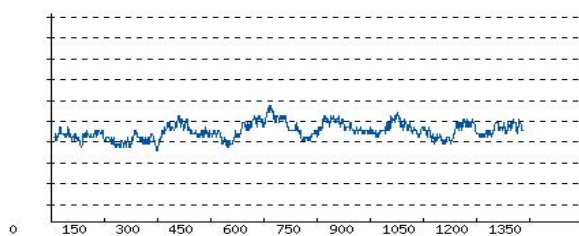
MGKEKSHINVVVIGHVDSGKSTTTGHLIYKCGGIDKRTIEKFEKEAAELGKGSFKYAWVLDKLKAERERGITIDIALWKF
ETPKYQVTVIDAPGHRDFIKNMITGTSQADCAILIIAGGVGEFEAGISKDGQTREHALLAFTLGVRQLIVAVNKMDSVKW
DESRFQEIVKETSNIKKVGYNPKTVPFVPISGWNGDNMIEATTNAPWYKGWEKETKAGVVKGKTLLEAIDAIEQPSRPT
DKPLRLPLQDVYKIGGIGTVPVGRVETGVIPGMVVTFAPAGVTTTEVKSVEMHHEQLEQGVPGDNVGFNVKNVSVKEIRR
GNVCGDAKNDPPKGCASFNATVIVLNHPGQISAGYSPVLDCHTAHIACRFDELLEKNDRRSGKKLEDHPKFLKSGDAALV
KFVPSKPMCVEAFSEYPPLGRFAVRDMRQTVAVGVKSVDKTEKAAKVTKAAQKAACK *

Rare Codon Analysis Result			
	Index	Parameter	Suggestion
CAI	0.85	0.8 - 1.0	<ul style="list-style-type: none"> A CAI of 1.0 is considered ideal. The lower the number, the higher the chance that your gene will be expressed poorly. GenScript's OptimumGene™ codon optimization tool can typically improve your sequence.
GC Content	44.62%	30% - 70%	<ul style="list-style-type: none"> The ideal percentage range of GC content is between 30% and 70%.
CFD	The percentage of low frequency (<30%) codons based on your target host organism is 0%	<30%	<ul style="list-style-type: none"> This un-optimized gene employs tandem rare codons that can reduce the efficiency of translation or even disengage the translational machinery. GenScript's OptimumGene™ can give you the option to solve this problem.



GC Content Adjustment

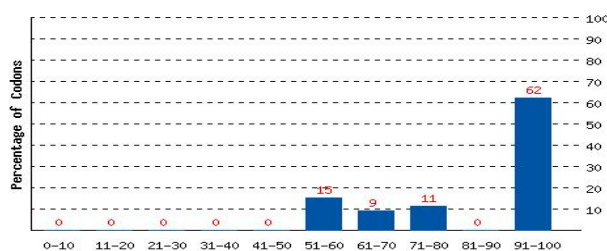
GC curve



Average GC content: 44.62%

Figure 2. The ideal percentage range of GC content is between 30% to 70%. Any peaks outside of this range will adversely affect transcriptional and translational efficiency.

Codon Frequency Distribution(CFD)



Yeast

Figure 3. The percentage distribution of codons in computed codon quality groups. The value of 100 is set for the codon with the highest usage frequency for a given amino acid in the desired expression organism. Codons with values lower than 30 are likely to hamper the expression efficiency.

Analysis of negative CIS elements and repeat sequences

Negative CIS elements	Negative repeat elements
5	0

NOTE: CAI (codon adaptation index) result from this tool is only for evaluation. It will not necessarily be the same as the one in our optimization report, since we might use different codon bias table for gene optimization.

Summary:

- Codon Adaptation Index (CAI) of your gene is **0.85**. A CAI of 1.0 is considered ideal while a CAI of >0.8 is rated as good for expression in the desired expression organism. The lower the number, the higher the chance that your gene will be expressed poorly. GenScript's OptimumGene™ codon optimization tool can typically improve your sequence to reach a CAI of higher than 0.8.
 - The GC content of your gene is **44.62%**. The ideal percentage range of GC content is between 30% **and** 70%. Any peaks outside of this range will adversely affect transcriptional and translational efficiency. OptimumGene™ can give you the option to solve this problem.
 - The percentage of low frequency (<30%) codons based on your target host organism is **0%**. This un-optimized gene employs tandem rare codons that can reduce the efficiency of translation or even disengage the translational machinery.
 - GenScript's proprietary gene design and synthesis technology can improve all the essential parameters analyzed above, and other parameters involved in RNA secondary structure and the protein folding.
- **GenScript's proprietary OptimumGene™ Gene Design Technology can typically increase protein expression level up to 30 - fold, provided that the protein expression and purification methods are appropriately applied. [More Case Studies.](#)**
- **Get codon optimized gene from our Ph.D level personal technical support within 24 hours [NOW.](#)**

<http://www.genscript.com/>

Phone: 1 - 732 - 885 - 9188

Toll - Free: 1 - 877 - 436 - 7274

Fax: 1 - 732 - 885 - 5878

Email: order@genscript.com